



# The North Wind

Newsletter of the  
Barony of Lions Gate

Issue #336  
August AS XLV  
(2010)  
ISSN: 0316-6953



# The Baron's Column

*Baron Griffin ap Bedwyr*

The summer eventing season is in full swing and so is the hot weather. We are looking forward to a pleasant August full of good friends and fun. SYGC tournament is shaping up to be a nice old time event at a lovely site. If you have never been to Allco park you are in for a treat, lots of trees, a nice river, and no trains. Also coming up is Warren War in Shittermoode, and remember Lions Gate is a principle combatant in this war so come out and support you Barony on Aug 20-22nd. I have no intention of being left in charge of Point Roberts, so sharpen your spears come out and show Aquaterra we are a force to be reckoned with.

Speaking of Aquaterra, in October there is a mundane event down there where the fling pumpkins with catapults. They would like to have a few smaller man-powered siege weapons to throw smaller pumpkins. More details will be forthcoming

but if you have a trebuchet/catapult keep that in mind.

The Battle of Bosworth Field was the penultimate battle of the Wars of the Roses, the civil war between the House of Lancaster and the House of York that raged across England in the latter half of the 15th century. Fought on 22 August 1485, the battle was won by the Lancastrians. Their leader Henry Tudor, Earl of Richmond, became the first English monarch of the Tudor dynasty by his victory and subsequent marriage to a Yorkist princess. His opponent Richard III, the last king of the House of York, was killed in the battle. Historians consider Bosworth Field to mark the end of the Plantagenet dynasty, making it one of the defining moments of English history.



## The SCA 2010 Census is now LIVE!

The SCA is us, you and me doing what we do. But who are we, what do we do, and how can we support each other to make the SCA the type of organization we can be proud of?

The SCA 2010 Census committee has been asked by the Board of Directors to develop a census-level survey that will help us to address key issues facing the SCA. These issues affect our everyday experience in the SCA; from "pay for participation" issues and award structures to quantitative, qualitative, motivational, and behavioural demographics such as age, gender, activities and interest areas, and reasons for joining, remaining in, and leaving the SCA.

Because this is a "census-level" survey, we are attempting to reach each and every SCA participant, regardless of whether or not they are paid members or are currently active. Everyone's voice is important to the success of this project.

This information will help us, as an organization, move forward into the next decade, to identify, address and work on current issues and gain a better, deeper understanding into what makes the SCA what it is today. Your responses to these questions will also help us create a plan for making the SCA better organization in the future. The only way we can understand what is important is by hearing from you.

The survey is completely anonymous, you will never be asked for information that will identify you.

The SCA 2010 Census Survey is available here: <http://www.surveymonkey.com/%20s/SCA2010Census>

The Survey will remain open until December 1st. Once the data collection is completed, the results of this survey will be made available on the SCA 2010 Census website. All data that is collected or published will remain completely anonymous and will not be sold or shared beyond this survey's purpose.

### About the North Wind

This is the August 2010 issue of The North Wind, a publication of the **Barony of Lions Gate**, of the **Society for Creative Anachronism**, Inc. (SCA, Inc.) The North Wind is available from the Chronicler, James Welch (HL James Wolfden, OGGs), [jameswolfden@yahoo.ca](mailto:jameswolfden@yahoo.ca) and is also available from the Barony's website <http://lionsgate.antir.sca.org/public/>. It is not a corporate publication of SCA, Inc. and does not delineate SCA, Inc. Policies.

Copyright © 2010 Society for Creative Anachronism, Inc. For information on reprinting photographs, articles, or artwork from this publication, please contact the Chronicler, who will assist you in contacting the original creator of the piece. Please respect the legal rights of our contributors.



## Council Highlights

July 2010

### Tunics or Tabards

Mac or PC. Marvel or DC. Will Mankind ever be able to agree on these?

Well, let's add one more to the list. Should Gold Key consist of simple T-Tunics or Tabards? The age old debate reared once again at Council.

Many people prefer the look of T-Tunics over Tabards feeling that many tabards give the appearance of a servant. Tunics look like garb.

Tabards fit regardless of size. Tabards that are too big can be belted and draped in ways pleasing to the eye. A newcomer may eye a tunic in the same fashion as he eyes those rental bowling shoes – they may look good but he knows they have seen hundreds of other people's feet.

The current Gold Key officer has apparently gone off on a secret pilgrimage and we can't get ahold of him. New Gold Key is needed.

To help bring peace to the lands and appease both the Tunics and Tabards, we will try a little of both. Perhaps, we could decorate the Gold Key with two distinct heraldic badges. One could be the letter S in Gules on an Or Shield and other could be a Sable Spider on a Gules background.

### Lions Gate Announcement List Coming Soon

There has been much discussion of late regarding the state of the Lions Gate Email List as discussions can get quite heated.

Many people have chosen to opt out of the list because of the negativity in some of the flame wars and politics.

However, many still want to know the important bits and so the Barony will go ahead and set up a Lions Gate Announcement Email List. The list will

be for important announcements and event copy only. No discussion will be allowed on this list.

Any discussion will continue on the regular Lions Gate email list which will remain untouched for now. We will monitor and send out reminders of proper email etiquette periodically.

The regular Lions Gate list is for discussions and, sometimes, those discussions do flare up into minor flame wars. Participation on the list is voluntary. Baronial business will not be conducted on the list. Feel free to ask questions but understand that no one is obligated to address those questions.

### Mini-Scriptorium

Aelana Cordovera, our new Baronial Scribe, is planning a monthly Scriptorium to help train new scribes in painting and calligraphy. The Scriptorium would be coordinated with the University of Tir Righ. Classes would advance in skill level as the year progressed.

The program would consist of Sunday workshops of a two hour painting class and a two hour calligraphy class once a month.

#### New Scribes Painting Workshops

1. Materials, tools and resources (1 hour)
2. Flat Painting (1 hour)
3. Diaper Designs (2 hours)
4. Leafy Borders (2 hours)

#### Calligraphy

1. Materials, tools (1 hour)
2. Carolingian Miniscule (1 hour)
3. Uncial (2 hours)
4. Gothic Textura (2 hours)

#### Working Scribes Workshops

1. Acanthus Borders (shading) (2 hours)
2. White Work (2 hours)
3. Wide Borders (2 hours)
4. Initial Capitals (2 hours)

#### Calligraphy Workshops

1. Versals (4 hours)
2. Miniature Capitals (4 hours)
3. Bookhands (4 hours)

#### Advanced Workshops




1. Miniatures
2. Flat Gilding, Raised Gilding

For more information on what was said at Council, check out the Council Minutes for May 2010 now posted at the Barony's website - <http://lionsgate.antir.sca.org/public/council.minutes.shtml>



# Calendar of Events

## August-2010

Sunday	Monday	Tuesday	Wednesday	Thursday	Friday	Saturday
1	2	3	4	5 Dance Rapier Archery	6	7
8	9 Cloverdale Practice	10	11	12 Rapier Archery	13 <b>SYGC</b>	14 <b>SYGC</b>
15 <b>SYGC</b>	16 Cloverdale Practice	17	18	19 Dance Rapier Archery	20 <b>Warren War</b>	21 <b>Warren War</b>
22 <b>Warren War</b>	23 Cloverdale Practice	24	25 North Wind Deadline	26 Rapier Council*	27 <b>Tir Righ Investiture</b> 	28 <b>Tir Righ Investiture</b> 
29 <b>Tir Righ Investiture</b> 	30 Cloverdale Practice	31				

## September-2010

Sunday	Monday	Tuesday	Wednesday	Thursday	Friday	Saturday
			1	2 Rapier Archery Dance	3 <b>Crown Tourney</b>	4 <b>Crown Tourney</b>
5 <b>Crown Tourney</b>	6 <b>Crown Tourney</b>	7	8	9 Rapier Archery	10 Bransle	11
12	13 Cloverdale Practice	14	15	16 Rapier Archery Dance	17	18
19	20 Cloverdale Practice	21	22 North Wind Deadline	23 Rapier Archery Council*	24 <b>Coronet Tourney</b> 	25 <b>Coronet Tourney</b> 
26 <b>Coronet Tourney</b> 	27 Cloverdale Practice	28	29	30 Rapier Archery	1	2

\***Lions Gate Baronial Council** is where the "business" side of the Barony is run. All members are encouraged to attend council. Council is held on the 4th Thursday of the month, 7:30pm at the Sapperton Pensioner's Hall, 318 Keary Street, New Westminster (across from Royal Columbian Hospital)

## SYGC

Event Steward: Her Ladyship Ceara inghean ui Mhadadhain , Courtier to Baroness Caitrin

Time: August 13 – 15, 2010

Site: Allco Park, 249th St and Alouette Road, Maple Ridge

This year's trials will be held at the beautiful Allco Park in Maple Ridge since Warner Loat is no longer available to us. Think more trees, privacy, a river and NO LOATS! Yes, you could actually get some SLEEP \*grin\*

### Tentative Schedule

#### Friday

5:00 pm Site Opens

Candidates set up Baronial Pavilion

8:00 pm Meet the Applicants Social

#### Saturday

9:00 am Wake-up Call

10:00 am Opening Court

10:30 am Armour Inspections and testing

11:00am War scenarios and Command

1:00 pm Discussion on Medieval Cooking

4:00 pm Cut & Thrust Tourney

6:00 pm Sergeantry Meeting

7:30 pm Dance Testing

9:00 pm Bardic Circle

#### Sunday

9:00 am Wake-up Call

10:00 am Chivalry Meeting

11:30 am Closing Court

1:00 pm pack up

2:00 pm site closes (everyone off site)

### Site Fees

Adults \$12

Youth \$5

Kids under 12 Free

Family Cap \$22

NO NMS will be charged for this event

## Warren War XII

Event Steward: Hjlmr inn Danski

Time: August 20-22, 2010

Location: Hovander Homestead Park, 5299 Nielson Ave, Ferndale, WA

All good gentles are cordially invited to Warren War XII. Come, bear witness to heroic deeds as the noble Baronies of Aquaterra and Lions Gate clash once

again upon the verdant fields of Shittimwoode. The victor will be saddled with Point Roberts for the following year.

Among the activities we have planned for your pleasure and indulgence are Heavy Warring, Rapier, Siege Cooking, Thrown Weapons, Archery and much much more. The Shire also holds its championship tournaments in Bardic, Equestrian, and Tablero at Warren War.

Fees: \$10 for adults, \$6 for ages 13-17, \$30 family cap, \$7 day fee. The \$5 NMS for adults will apply. (Note: all fees in US\$)

## Tir Righ Investiture

Hosted by the Shire of Lionsdale

Event Steward: Hlaefdige Thora Golvik

Time: August 27-29

Site: Albion Fairgrounds, 23588 - 105<sup>th</sup> Avenue, Maple Ridge, BC.

Come witness the ascension of Alden and Katherine, the rightful heirs of Tir Righ, as they rise to claim the Storm Thrones.

See the heroes fight for the right to be called Scourge of the North, Champion of Tir Righ.

Enjoy activities in Rapier, Archery, Arts and Science, Bardic, and children activities as well.

Fees: Adults \$15, Youth (13-18) \$10, Children 12 and younger free, family cap \$50, merchant fee \$10 NMS of \$5 applies

## September Crown

Hosted by the Barony of Glymm Mere

Event Steward: Baron Godric ap Rhys

Time: September 3 – 6, 2010

Site: Nix Ranch, 220 Nix Road, Chehalis, WA 98532.

As the day dawns bright, so does the light that shines in the eyes of those readying themselves for battle. It is not just the heavy fighters of An Tir who prepare to show their skill. In the days ahead, an equestrian champion will display their mastery and an archery protector shall prove him or herself worthy of a place in Their Majesties court, as well. Their Majesties' heir will also be chosen in the heavy tournament displaying the fighters' bravery and prowess.

Fee: \$15 adults, \$7 youth (8-17), ages 7 and younger are free. Family cap \$44. NMS of \$5 applies



## Ask Doctor Carus

Dear Dr. Carus:

Why were alchemists trying to change lead into gold? It seems to me that something even more common and plentiful would make more sense. Why not wood?

- signed A Poor Woodcutter

Dear Poor,

Ah, a subject close to an alchemist's heart! If only that it's often good for a research grant.

Why change anything to gold at all? Why indeed is gold valuable? Surely not just for its rarity - for I can compound some random mix of stuffs that has not been seen since the Creation of the World - and who will pay me for it, unless it's also good for something?

Gold does not rust or tarnish - all other of the "Seven Metals of Antiquity", do. Glass and ceramic do not rust or tarnish, but when dropped, break, whereas a chalice (say) of gold might thereby be dented, but then can always be tapped back into shape. Petronius (*Satyricon*, 1<sup>st</sup> C. AD, Vol. 2, Ch 51) and Pliny the Elder (*Naturalis Historia*, 79 AD, Book 36, Ch. 66) assert that, if there were such a thing as malleable glass ("vitrum flexile"), it would be no less precious than gold, and even tell of the Emperor Tiberius violently suppressing such an invention, so that the Imperial treasury would not become devalued. In view of this, Dr. Carus will not disclose his recent researches, except with one whispered word: "plastics".

But even with that, no other metal can be drawn into so fine a wire (ductility) for spinning, or hammered to so thin a leaf (malleability) for embellishing books, or gilding wood or base metal to protect it from the effects of sun and air (however, improvements in paints, varnishes, lacquers and other coatings may similarly add value to your product, O Woodcutter!).

As to why lead - in its softness, general metallicity, and especially density (11.3 times water's) makes it the one known substance that's closest to gold (19.3 vs water: still a ways to go). All we then need do is make lead "immortal" - and if we know how to do that (possibly by mimicking the theorized natural process by which metals embryonically "grow" deep within the Earth; say, with some catalyst that would speed that up, that we could call, say, The Philosopher's Stone: Basil Valentine *Duodecim Claves philosophicæ / The twelve philosophical keys*, 15<sup>th</sup> C.), then personal immortality can't be too far behind, can it? Still, if we haven't even achieved such "Projection" starting with lead yet, then from wood, would be even harder.

*On the other hand, wood -> charcoal -> diamond now... hmmm...*

**Dr. Carus answers your questions on Medieval Science & Technology every month in the North Wind: email your question to either Dr. Carus at [darlingg\(at\)activematerials\(dot\)ca](mailto:darlingg(at)activematerials(dot)ca) or to the chronicler.**

More verses to the Birthday Dirge because I drew a blank trying to remember more than the first....

We brought linen, white as cloud  
Now we'll sit and sew your shroud

You're a period cook, its true  
Ask the beetles in the stew

May your deeds with swords and axe,  
Equal those with sheeps and yaks

## From A Woodworkers Shop

### Six Plank Bench on a Budget

By Lord Adam Fairamay

While writing this months contribution, it is assumed that the reader has a general knowledge of shop safety and the safe use of the tools need for this project. If you do not have the skills needed, get help from someone who does; a visit to the emergency room of the hospital due to a shop accident tends to ruin what was supposed to be a fun workshop project at the very least.

The most economical wood I have found to date for "functional projects" is laminated pine shelving. Sold in 8' lengths in either 12" or 16" widths this recycled wood product is for the most part the best resource for a budget conscious project.

Materials needed:

- Hammer
- 1" and 1 ½ " – 2" finishing nails
- Exterior grade wood glue
- 2, 3' pieces of 3/8" rope (for the handles)
- Nail punch
- Tape measure
- Pencil
- Saw (push or electric)
- Sandpaper (120 grit and finer)
- 8' of 12" wide laminated shelving
- 4' of 16" wide laminated shelving
- Drill and a ½" drill bit
- Wood putty (exterior grade)

A six plank bench or Norse rowing bench as its also called is a tapered storage box smaller at the top in both length and width. I have found that overall the easiest way to accommodate that shape is to simply have the wood panels 1" smaller on each end at the top of the panel than it is at the bottom. For those of you with access to more accurate tools, this entails a 3½ degree cut. With whatever method you feel comfortable using, you will need to cut the wood into the follow dimensions.

- 2 at 9 5/8 "(top) x 12"(bottom) x 18"(length) for the end panels

- 2 at 22 1/8 "(top) x 24"(bottom) x 16" (length) for the side panels
- 1 at 22 1/16<sup>th</sup> "(long) x 11 1/8<sup>th</sup> "(wide) for the lid
- 1 at 22 ½ " (long) x 11 9/16<sup>th</sup> (wide) for the bottom panel
- 4 at 6"(long) x 1 ½ "(wide) for the lid rails

Note: This step is optional but gives a much nicer fit to the chest, if able the bottom panel needs an additional tapered cut all around (approximately 3 ½ degrees or 1/8<sup>th</sup>") on all four edges to accommodate the tapered shape of the body of the bench. If you are not able to do a tapered cut reduce the overall dimensions of this piece by 1/8<sup>th</sup>" on each side.

Before starting to put everything together please take a moment to read the instructions for application and clean up of the glue and wood filler you have selected to use, a few moments now will save a lot of time and grief later.

After everything is cut to dimension take a few moments to sand everything to the desired texture paying special attention to the sides that you have chosen to be on the inside of the bench (much easier to sand now than later). Also take a little extra time and round the bottoms of the 2 end panels at the wide end (a router works well for this if you have access to one). At the narrow end of the end panels measure down from the top approximately 3", if desired lightly pencil a line (remember, you will have to erase it afterwards) across the panel at



that height. From that level measuring out from the centre of the panel in both directions marking the panel at 2", this will be were you drill the holes for the rope handles. Once the holes are drilled, sand the edges smooth; you are now ready to start putting your bench together.

It is easier if someone helps hold the pieces while you nail them in place but one person without too much challenge can do it as well.

Run a bead of glue starting approximately ¼" from the top down to about 15 1/2 " on one edge only of one of the end panel then place the side panel onto the edge of the end panel. Ensure the end of the side panel is flush with the front of the end panel and both top edges are level.

Tap in 5-6 long finishing nails equal distance down the side panel (approximately 3/8" in from the edge of the side panel) starting and ending at least ¼" from the top and bottom (avoid any laminate seams on the side panel as you place your nails). Following the instructions on the glue bottle clean up any excess glue that has seeped out. Repeat these steps for the other end of the first side panel then carefully flip it over and do the same thing on the other side.

This may seem a bit strange but trust me it works, take the lid of your chest and place it on the floor with the inside facing up. Invert the chest and place it onto the lid so that all four sides are flush (some slight trimming of the lid may be required). While both pieces are together lightly scribe a line around the inside of the chest onto the inner lid on all four sides.



Remove the chest from the lid; you now have a guide mark for the lid rails. Run a bead of glue on one side of the first lid rail and place it on the inside of the lid just a little bit in from a

corner of the lines you've just scribed (no more than a finishing nail width) and using the 1" finishing nails tack it into place at both ends then clean up any glue that seeps out, repeat this for the other three corners. Once everything is tacked into place test fit the lid onto your chest to ensure the fit is not too tight for the lid to go on.

After you have finished with the lid your ready to attach the bottom of the chest, if you took the time to taper cut the bottom it should fit into the chest smoothly with no gaps showing (when you test fit it). If you were

not able to do the optional step the lid should touch the chest all around at the top of the bottom panel.

Either way the bottom is done place the chest on its side and put the bottom panel in place (if the bottom is tapered a bead of glue all around the tapered edge is a good idea, remember to clean up any excess after the



bottom is nailed) so that it is flush with the bottom of the two sides. Tap in 5 – 6 long finishing nails on each side 3/8" in from the bottom edge of the side panel equal distances apart. Flip the chest over and repeat this for the other side. Once the sides are done, flip the chest on its end and place a straight edge on the side

even with the bottom edge of the side panels. You now have a guide for nailing the bottom panel in place, tap 3 – 4 long finishing nails in once again equal distances apart into the side then repeat for the other side.



Once all that is done, go over the entire chest tapping the head of the finishing nails about an 1/8" below the surface of the chest. After all the nail heads are hidden following the instructions on the wood putty and fill all nail holes. Waiting the recommended time for the wood putty to dry you are now ready to do your final sanding (always sand with the grain for finishing work) and the finishing of your choice. As a last step feed both loose ends of the rope through the holes in the end of your chest and knot them together on the inside, then enjoy the fruit of you labour.

Are you a woodworker with a great project to share? How about some tips for the newbie? This column is open to all woodworkers. Submit your articles to the the [chronicler@lionsgate.antir.sca.org](mailto:chronicler@lionsgate.antir.sca.org)

Are you a budding a woodworker with questions that need answering? Send those and I will forward them to a suitable woodworker for their response.



# Tournament of Armies



photo by Mary Ostler

Some random comments stolen from facebook and other sources....

Callen is happy to have had the opportunity to Run TOA with his brother this weekend. What and incredible experience.

...still basking in the fun that was my weekend at Tournament of Armies

Caemgen is so proud of his MacAndrews. We stood up to Super-stars and Brute Squads of all manner and we did better than anyone,



photo by Donna Jaggard

including ourselves, expected.

...had a TOA weekend of awesomeness!!! Being part of a team of great leaders, fighters, and talented crafts people. Lots and lots of fighting (more than I could handle right now)!!



photo by Donna Jaggard

Listening to friends stories, sharing lots of laughter, and conversations with people I've only known from afar :)

... but that was the best SCA event I've ever been to.

... was darn near eaten alive by mosquitoes at ToA on Saturday, and is now going insane from the itching.

damn, that was a fun weekend, thanks ToA - note for next year - less skeeters please! :)



photo by Mary Ostler

Home safe and sound. I suspect that lots of folks will be posting in all sorts of places what a great event it was, and how amazing it was because of the event steward team. You know what I think? I think the event was great because all of you that came out to see it, and all of you that helped make some magic. Come back next year, bring a friend, and share the dream.

Outstandingly good times had at ToA! Great turn out for a first time event, and I anticipate only bigger and better to come next year. Way to go Callen, Warwick,, and the event staff. Best War Ever.

The trail battles were pretty awesome and some of the most entertaining war fighting I've been a part of.

**BEST DAMN WAR EVER.**



photo by Mary Ostler



photo by Donna Jaggard

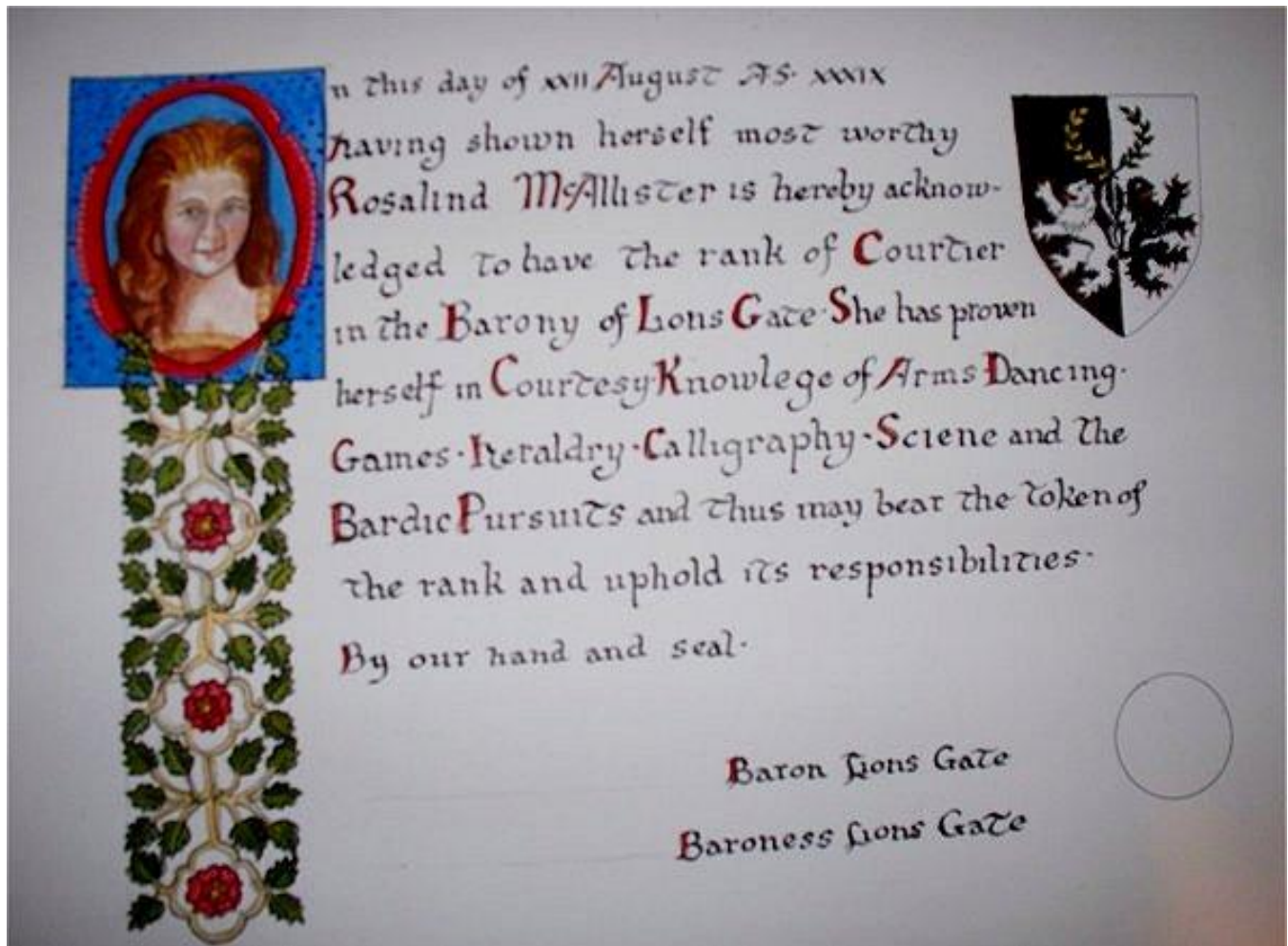
## Scroll of the Month

**so begins a new feature for the North Wind.**

A scroll is presented and briefly shown to the populace at court. Then often we never see it again.

A travesty that needs to be corrected and fine use of the power of the press.

Every month I will feature a scroll that has been handed out. The first scroll has been provided to me by our new Baronial Scribe, Aelana Cordovera. It was presented to Rose McAllister for achieving the rank of Courtier in the Sargeantry Trials a number of years ago. Rose was first Courtier in Lions Gate but because of the backlog, the scroll was presented last year.



Do you have a scroll that you would like to submit to Scroll of the Month?

Send a photograph or scan to me at [chronicler@lionsgate.antir.sca.org](mailto:chronicler@lionsgate.antir.sca.org) and let me know a little history of the scroll.

If you are not the scribe, please ask their permission first!

## Arts and Science Showcase

Sealion War hosted the Dirty Dozen Donation Derby and the North Wind's roving reporter, Alivia Spencer took some great photographs of the entries. Here are some more of the entries.



1. 14<sup>th</sup> Century Sterling Silver Ring Brooches by Mistress Kate
2. Leatherwork, antler buttons, and handbound books from Fjordland (Sir Kerrigan, Sir Thorwulf, and Baroness Wulfwyn)
3. Embroidered napkins with herbal seed by Lady Sage
4. Lampwork Beads by Asny Ravnsdottir

The Dirty Dozen Donation Derby was organized by HL Aljudana Gunnarsdottir to raise largesse for the Principality. It was huge success and will be repeated so think what you are going to do for it next year. It was also a contest which means it had winners

Winner was Fjordland's leatherworked items, handbound books and antler buttons

Lions Gate's choice was Mistress Kate's 14th century silver ring brooches

Seagirt's choice was Princess Gwyneth's girdle books

# Compendium



\* Their Royal Majesties of An Tir – King Tiernan Mor Dal Cais and Queen Miranda Faoltiarna (king@antir.sca.org, queen@antir.sca.org).



\* **Their Highnesses of Tir Righ** – Prince Ieuan Gower and Princess Gwyneth Gower (prince@tirrigh.org, princess@tirrigh.org).



\* **Baron & Baroness of Lions Gate** - TE Griffin Ap Bedwyr and Caitrin ni Cingeadh (griffcait@shaw.ca). 12159 – 222 St. Maple Ridge, V2X 5W4.

## Baronial Council

### Seneschale

Lady Francesca Wallace Drakkar

[seneschal@lionsgate.antir.sca.org](mailto:seneschal@lionsgate.antir.sca.org).

Contingency Deputy - Her Ladyship Ceara inghean ui Mhadadhàin

Deputy - Lord Callen Drakkar

Watch - Lord Garet Doiron

### Chancellor of the Exchequer

HL Anika Steif [exchequer@lionsgate.antir.sca.org](mailto:exchequer@lionsgate.antir.sca.org)

Deputy Exchequer - Lady Ylas Anasdoter,

[deputyexchequer@lionsgate.antir.sca.org](mailto:deputyexchequer@lionsgate.antir.sca.org)

Chamberlain - HL Algae McBeign,

[chamberlain@lionsgate.antir.sca.org](mailto:chamberlain@lionsgate.antir.sca.org)

Deputy Chamberlain - HL Edrik,

[chamberlain@lionsgate.antir.sca.org](mailto:chamberlain@lionsgate.antir.sca.org)

### Sable Loat Pursuivant (Herald)

Lord Caemgen mac Garbith

[herald@lionsgate.antir.sca.org](mailto:herald@lionsgate.antir.sca.org)

### Minister of Stables

Sergeant Dalibor Krivoklatsky

[stables@lionsgate.antir.sca.org](mailto:stables@lionsgate.antir.sca.org)

Archery - HL Delwyn verch Ynyr

[archery@lionsgate.antir.sca.org](mailto:archery@lionsgate.antir.sca.org)

Master of Blades (Rapier and Cut & Thrust) -

Guillemin de Rouen [blades@lionsgate.antir.sca.org](mailto:blades@lionsgate.antir.sca.org)

Lists - Dame Elena de Maisnilwarin,

[lists@lionsgate.antir.sca.org](mailto:lists@lionsgate.antir.sca.org)

Chirurgion - **VACANT**

[chirurgion@lionsgate.antir.sca.org](mailto:chirurgion@lionsgate.antir.sca.org)

### Chronicler

HL James Wolfden,

[chronicler@lionsgate.antir.sca.org](mailto:chronicler@lionsgate.antir.sca.org).

Librarian - HL Maeda no Kiko Mariko,

[librarian@lionsgate.antir.sca.org](mailto:librarian@lionsgate.antir.sca.org)

### Minister of Arts & Sciences

Lady Myrrim de Lancaster

[artsandsciences@lionsgate.antir.sca.org](mailto:artsandsciences@lionsgate.antir.sca.org)

Bardic Arts - HL Sionann in Ui Fhlaithbheartaig

[bardicarts@lionsgate.antir.sca.org](mailto:bardicarts@lionsgate.antir.sca.org)

Dance - HL Rhiannon ap Gwynedd of Clan McBeighn

[dance@lionsgate.antir.sca.org](mailto:dance@lionsgate.antir.sca.org)

Gamesmistress - Mary Ostler

[games@lionsgate.antir.sca.org](mailto:games@lionsgate.antir.sca.org)

### Chatelaine

Lady Sage McLeod of Canna

[chatelaine@lionsgate.antir.sca.org](mailto:chatelaine@lionsgate.antir.sca.org)

Pied Piper - **VACANT**,

[piedpiper@lionsgate.antir.sca.org](mailto:piedpiper@lionsgate.antir.sca.org)

[Baronial Scribe HL Aelana Cordovera](mailto:Baronial Scribe HL Aelana Cordovera)

[scribe@lionsgate.antir.sca.org](mailto:scribe@lionsgate.antir.sca.org)

Deputy - HL Aelana Cordovera

### Baronial Webminister

Lady Malie Rennick of Lions Gate

[webminister@lionsgate.antir.sca.org](mailto:webminister@lionsgate.antir.sca.org)

Deputy (Webspinner) - Lord Rothgar

[webspinner@lionsgate.antir.sca.org](mailto:webspinner@lionsgate.antir.sca.org)

Hmm, the chronicler mused. The July issue of the North Wind is 13 pages. July. 13. That's a good omen. Really!